



Words ending in



© Studyladder





b




m



s




d





How to Make The Flip Book


- 1 Colour the pictures.
- 2 Cut along the dotted lines.
- 3 Paste the pictures in the correct boxes according to the beginning sound.
- 4 Stack all the beginning sound strips on top of the final sound strip.
- 5 Place the title strip on top.
- 6 Staple all the strips together on the left.



p



h



i



a d